

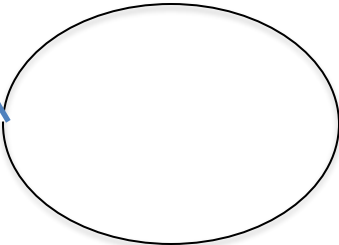



Sperm


Egg





Jack's cell before meiosis



Prophase – chromosomes have duplicated and homologous chromosomes are paired



After crossing over, the single cell is split into two



After meiosis II, the chromosomes are split into 4 separate sperm cells

